



DAILY BULLION REPORT

22 January 2026

22 January 2026

BULLDEX SNAPSHOT

Commodity	Expiry	Open	High	Low	Close	% Change
MCXBULLDEX	27-Jan-26	42400.00	43999.00	41725.00	42166.00	1.06
MCXBULLDEX	24-Feb-26	42941.00	44301.00	41949.00	42580.00	1.88

BULLION SNAPSHOT

Commodity	Expiry	Open	High	Low	Close	% Change
GOLD	5-Feb-26	151575.00	158475.00	151575.00	152862.00	1.53
GOLD	2-Apr-26	159947.00	166425.00	158530.00	160414.00	1.81
GOLDMINI	5-Feb-26	151400.00	158780.00	151400.00	153341.00	1.90
GOLDMINI	5-Mar-26	154419.00	161974.00	154419.00	156624.00	1.82
SILVER	5-Mar-26	322566.00	335521.00	315012.00	318492.00	-1.60
SILVER	5-May-26	332241.00	349441.00	326100.00	330235.00	-1.03
SILVERMINI	27-Feb-26	324779.00	338804.00	318241.00	322963.00	-4.76
SILVERMINI	30-Apr-26	334706.00	352999.00	330377.00	334525.00	-2.12

OPEN INTEREST SNAPSHOT

Commodity	Expiry	% Change	% Oi Change	Oi Status
MCXBULLDEX	27-Jan-26	1.06	0.00	Short Covering
MCXBULLDEX	24-Feb-26	1.88	57.14	Fresh Buying
GOLD	5-Feb-26	1.53	-6.51	Short Covering
GOLD	2-Apr-26	1.81	-1.24	Short Covering
GOLDMINI	5-Feb-26	1.90	8.10	Fresh Buying
GOLDMINI	5-Mar-26	1.82	17.14	Fresh Buying
SILVER	5-Mar-26	-1.60	-1.91	Long Liquidation
SILVER	5-May-26	-1.03	1.09	Fresh Selling
SILVERMINI	27-Feb-26	-1.11	-4.76	Long Liquidation
SILVERMINI	30-Apr-26	-0.71	-2.12	Long Liquidation

INTERNATIONAL BULLION SNAPSHOT

Commodity	Open	High	Low	Close	% Change
Gold \$	4763.53	4888.22	4755.70	4836.67	0.23
Silver \$	94.63	95.52	90.36	93.26	-3.60

RATIOS

Ratio	Price	Ratio	Price	Ratio	Price
Gold / Silver Ratio	48.00	Silver / Crudeoil Ratio	57.19	Gold / Copper Ratio	119.44
Gold / Crudeoil Ratio	27.45	Silver / Copper Ratio	248.85	Crudeoil / Copper Ratio	4.35

Important levels for Jewellery/Bullion Dealers



Booking Price for Sellers	Booking Price for Buyers
153172.00	152552.00
153382.00	152342.00



Booking Price for Sellers	Booking Price for Buyers
319212.00	317772.00
319972.00	317012.00



Booking Price for Sellers	Booking Price for Buyers
91.70	91.34
91.92	91.12



Booking Price for Sellers	Booking Price for Buyers
4787.50	4762.20
4800.40	4749.30



Booking Price for Sellers	Booking Price for Buyers
91.62	90.80
91.93	90.49

Click here for download Kedia Advisory **Special Research Reports**



Technical Snapshot



Gold looks to get support at 147000 and resistance at 156500

Observations

Gold trading range for the day is 147405-161205.

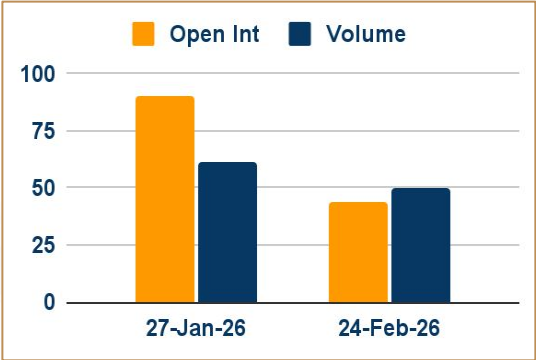
Gold extended record run on safe-haven flows driven by escalating friction between the United States and NATO over Greenland.

Polish central bank approves plan to buy 150 tons of gold

Investors await the delayed US PCE inflation report later this week, which could provide further insight into the Federal Reserve's interest rate outlook.

UBS raised its gold target price to \$5,000 an ounce over the first three quarters of 2026

OI & Volume



Spread

GOLD APR-FEB	7552.00
GOLDMINI MAR-FEB	3283.00

Trading Levels

Commodity	Expiry	Close	R2	R1	PP	S1	S2
GOLD	5-Feb-26	152862.00	161205.00	157035.00	154305.00	150135.00	147405.00
GOLD	2-Apr-26	160414.00	169685.00	165050.00	161790.00	157155.00	153895.00
GOLDMINI	5-Feb-26	153341.00	161885.00	157610.00	154505.00	150230.00	147125.00
GOLDMINI	5-Mar-26	156624.00	165225.00	160920.00	157670.00	153365.00	150115.00
Gold \$		4836.67	4959.52	4898.30	4827.00	4765.78	4694.48

Technical Snapshot



Silver looks to get support at 290000 and resistance at 340000

Observations

Silver trading range for the day is 302500-343520.

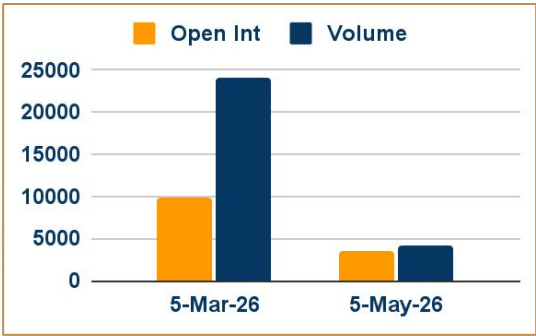
Silver slipped on profit booking as the easing of geopolitical risk reduced demand for aggressive defensive positioning.

From January 1, China implemented a new licensing regime for silver exports, restricting eligibility to producers with a minimum output of 80 t/y.

Saudi Central Bank bought silver ETFs, including the iShares Silver Trust and the Global X Silver Miners ETF, with combined holdings exceeding \$40-million.

Structural supply deficits also made silver a critical asset, with the London market experiencing squeezes over the past year.

OI & Volume



Spread

SILVER MAY-MAR	11743.00
SILVERMINI APR-FEB	11562.00

Trading Levels

Commodity	Expiry	Close	R2	R1	PP	S1	S2
SILVER	5-Mar-26	318492.00	343520.00	331010.00	323010.00	310500.00	302500.00
SILVER	5-May-26	330235.00	358600.00	344420.00	335260.00	321080.00	311920.00
SILVERMINI	27-Feb-26	322963.00	347235.00	335100.00	326670.00	314535.00	306105.00
SILVERMINI	30-Apr-26	334525.00	361925.00	348225.00	339300.00	325600.00	316675.00
Silver \$		93.26	98.21	95.74	93.05	90.58	87.89

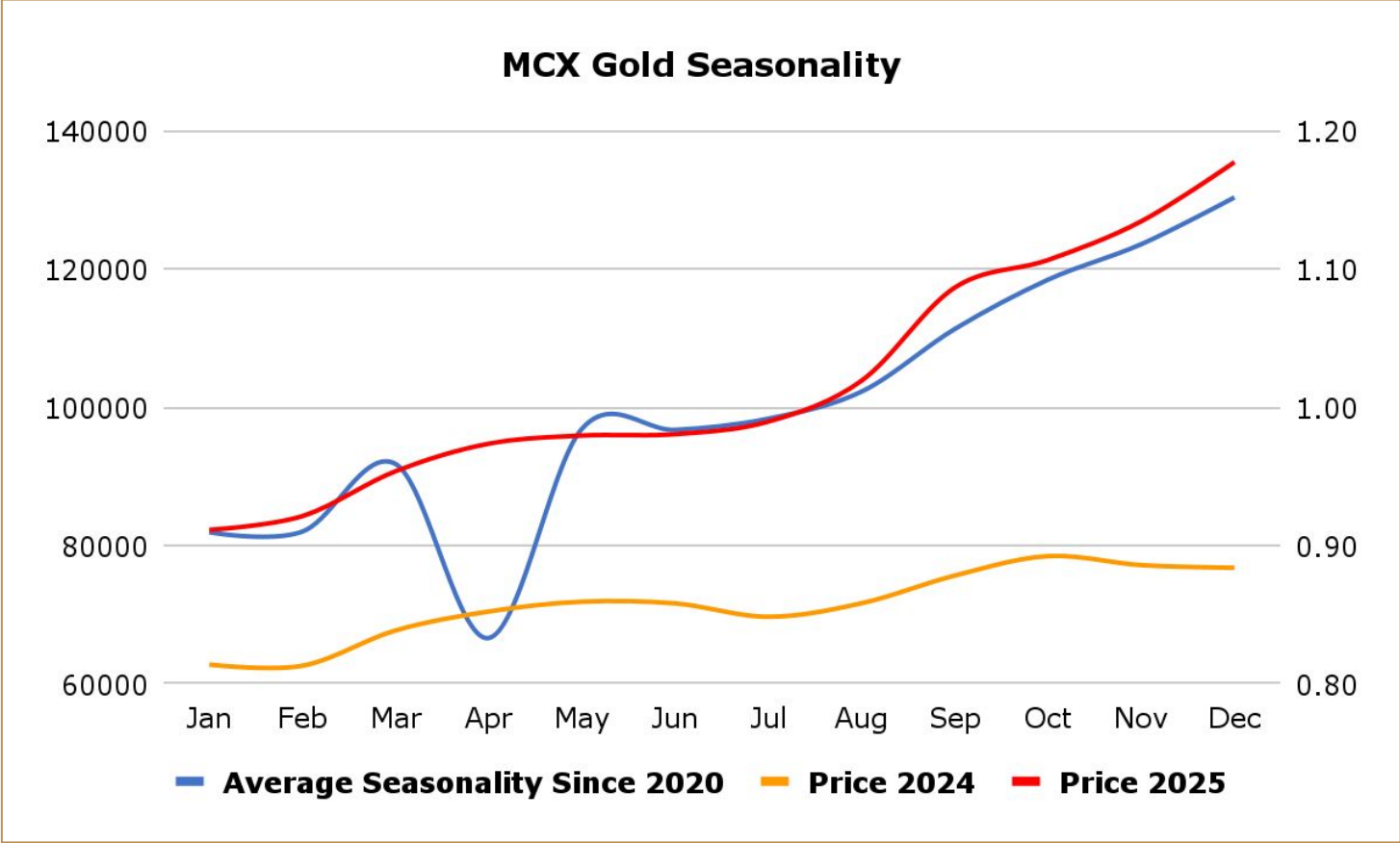
Gold prices extended record run on safe-haven flows driven by escalating friction between the United States and NATO over Greenland. Trump said that he remained firm in his ambition to gain control of Greenland, refusing to rule out taking the Arctic island by force. Meanwhile, investors are also looking out for the Supreme Court's verdict on the legality of Trump's bid to remove Federal Reserve Governor Lisa Cook, adding to concerns over Fed independence. Adding to the metal's haven appeal, a meltdown in Japanese government bonds has heightened concerns about the fiscal health of major economies, fueling the "debasement trade" as investors shun currencies and sovereign debt. The world's biggest reported gold buyer, the National Bank of Poland, approved plans to purchase another 150 tons of the precious metal.

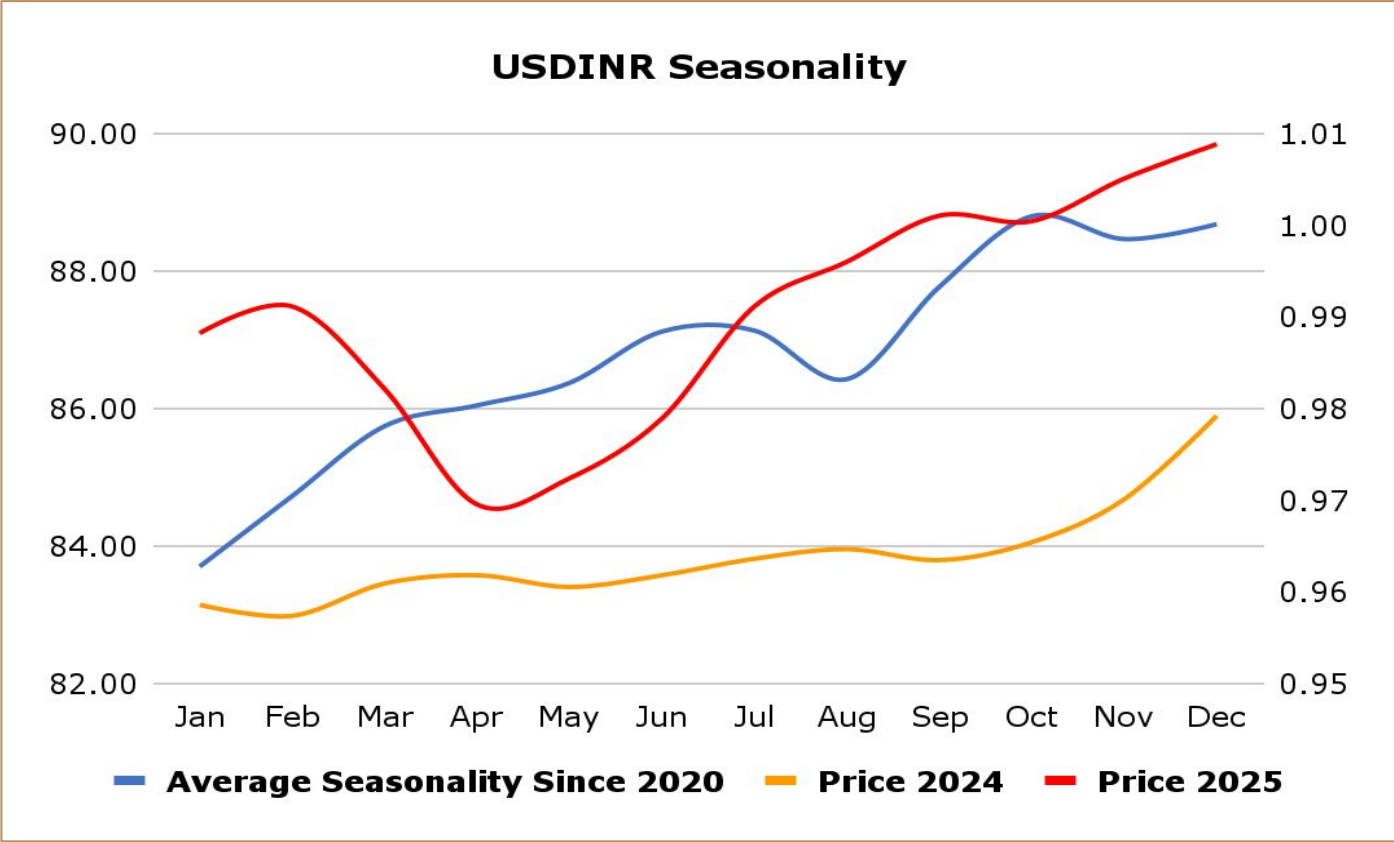
Record rally stalls retail buying in India; China demand steady - Gold demand in India stayed muted as prices hit record highs again, taking the shine off retail buying, while bullion traded at a premium in China as demand remained steady ahead of the Lunar New Year. Indian dealers offered a discount of up to \$12 per ounce to official domestic prices, inclusive of 6% import and 3% sales levies, down from the last week's premium of up to \$6. In top consumer China, bullion traded anywhere from discounts of \$12 to premiums of \$3 an ounce to the global benchmark spot price. That compares with premiums as high as \$21 last week. In Singapore, gold was sold at prices ranging from a \$0.20 discount to premiums of up to \$2 an ounce. In Hong Kong, gold traded at par to premiums of \$4, while in Japan, bullion was sold at discounts of \$6 to a \$1 premium, same as last week.

China's PBOC Adds Gold for 14th Month As Prices Hit Record - China's central bank extended its gold-buying streak to 14 months, underscoring sustained official demand for bullion as prices surge to record. Bullion held by the People's Bank of China rose by 30,000 troy ounces last month, according to data. That brings total purchases since November 2024, when the current buying cycle started, to around 1.35 million ounces, or 42 tons. Central banks bought nearly as much gold in late 2025 than they did in the first eight months of the year, according to a research by World Gold Council. The data highlight official-sector demand as a key pillar to support gold prices into this year, as countries continue to see bullion as a hedge against the dollar. Goldman Sachs Group estimated that China added 15 tons of gold to its reserves in September, compared with only around 1 ton of gold the country officially reported.

Central bank gold buying momentum continues into November - Central bank gold demand remained firm in November. Net purchases totalled 45t, with y-t-d figures pushing 297t, as emerging-market central banks continued their significant gold buying this year. Among these central banks, gold holdings for top buyers as a percentage of total reserves showed a wide range. The National Bank of Poland bought 12t this month, continuing its buying streak since October. The purchase lifted its gold reserves to 543t, or almost 28% of total reserves at end-November prices. The Central Bank of Brazil bought gold for the third consecutive month, adding 11t in November. The central bank has purchased 43t over the last three months, bringing its total gold reserves to 172 tonnes, or 6% of its total reserves. The Central Bank of Uzbekistan (10t), National Bank of Kazakhstan (8t), the National Bank of the Kyrgyz Republic (2t), Czech National Bank (2t), the People's Bank of China (1t) and Bank Indonesia (1t) were also buyers in November.

China to Restrict Silver Shipments Starting New Year - China is reportedly set to tighten silver export controls from January 1, widening restrictions on a commodity now seen as vital to U.S. manufacturing and defense supply chains. The Commerce Ministry first flagged the measures in October, coinciding with a Trump–Xi meeting in South Korea, when Beijing agreed to pause certain rare earth curbs as Washington rolled back tariffs. The ministry confirmed 44 companies will be licensed to export silver in 2026–27, two more than last year. The move, framed as a response to U.S. chip curbs and tariffs, also extends to tungsten and antimony, materials vital for defense and advanced technologies. While not a blanket ban, local media quoted an industry insider saying the policy "formally elevates the metal from an ordinary commodity to a strategic material," placing silver under the same regulatory footing as rare earths.





Weekly Economic Data

Date	Curr.	Data
Jan 19	EUR	Final Core CPI y/y
Jan 19	EUR	Final CPI y/y
Jan 20	EUR	German PPI m/m
Jan 20	EUR	Current Account
Jan 20	EUR	German ZEW Economic Sentiment
Jan 20	EUR	ZEW Economic Sentiment
Jan 21	USD	Pending Home Sales m/m
Jan 21	USD	Construction Spending m/m
Jan 22	USD	Core PCE Price Index m/m
Jan 22	USD	Final GDP q/q
Jan 22	USD	Unemployment Claims
Jan 22	USD	Final GDP Price Index q/q
Jan 22	USD	Personal Income m/m

Date	Curr.	Data
Jan 22	USD	Personal Income m/m
Jan 22	USD	Personal Spending m/m
Jan 22	EUR	Consumer Confidence
Jan 22	USD	Natural Gas Storage
Jan 22	USD	Crude Oil Inventories
Jan 23	EUR	French Flash Manufacturing PMI
Jan 23	EUR	French Flash Services PMI
Jan 23	EUR	German Flash Manufacturing PMI
Jan 23	EUR	German Flash Services PMI
Jan 23	EUR	Flash Manufacturing PMI
Jan 23	EUR	Flash Services PMI
Jan 23	USD	Flash Manufacturing PMI
Jan 23	USD	Flash Services PMI

Stay Ahead in Markets with Kedia Advisory



Get Live Commodity & Equity Market Updates backed by in-depth research, data-driven insights, and expert analysis.



Why Kedia Advisory

- Real-time market updates
- Key levels & trend direction
- Research-based market views
- Trusted by active traders & investors

Visit: Kedia Advisory Website

www.kediaadvisory.com

CLICK HERE



SCAN ME



Kedia Stocks and Commodities Research Pvt Ltd

SEBI REGISTRATION NUMBER : INH000006156

Aadinath Commercial, Opp. Mumbai University, Vasant Valley Road, Khadakpada, Kalyan West

Investment in securities market are subject to market risks, read all the Related documents carefully before investing.



**Scan the QR to
connect with us**



KEDIA ADVISORY

KEDIA STOCKS & COMMODITIES RESEARCH PVT LTD.

Mumbai. INDIA.

For more details, please contact Mobile: +91 9619551022

Email: info@kediaadvisory.com

SEBI REGISTRATION NUMBER - INH000006156

For more information or to subscribe for monthly updates

Visit www.kediaadvisory.com

This Report is prepared and distributed by Kedia Stocks & Commodities Research Pvt Ltd. for information purposes only. The recommendations, if any, made herein are expressions of views and/or opinions and should not be deemed or construed to be neither advice for the purpose of purchase or sale through KSCRPL nor any solicitation or offering of any investment /trading opportunity. These information/opinions/ views are not meant to serve as a professional investment guide for the readers. No action is solicited based upon the information provided herein. Recipients of this Report should rely on information/data arising out of their own investigations. Readers are advised to seek independent professional advice and arrive at an informed trading/investment decision before executing any trades or making any investments. This Report has been prepared on the basis of publicly available information, internally developed data and other sources believed by KSCRPL to be reliable. KSCRPL or its directors, employees, affiliates or representatives do not assume any responsibility for or warrant the accuracy, completeness, adequacy and reliability of such information/opinions/ views. While due care has been taken to ensure that the disclosures and opinions given are fair and reasonable, none of the directors, employees, affiliates or representatives of KSCRPL shall be liable for any direct, indirect, special, incidental, consequential, punitive or exemplary damages, including lost profits arising in any way whatsoever from the information/opinions/views contained in this Report. The possession, circulation and/or distribution of this Report may be restricted or regulated in certain jurisdictions by appropriate laws. No action has been or will be taken by KSCRPL in any jurisdiction (other than India), where any action for such purpose (s) is required. Accordingly, this Report shall not be possessed, circulated and/ or distributed in any such country or jurisdiction unless such action is in compliance with all applicable laws and regulations of such country or jurisdiction. KSCRPL requires such a recipient to inform himself about and to observe any restrictions at his own expense, without any liability to KSCRPL. Any dispute arising out of this Report shall be subject to the exclusive jurisdiction of the Courts in India.